

MC6-2000 SPECIFICATIONS

The MC6 is a six-axis transducer with threaded inserts in its top surface and a flanged base for t-slot mounting. A high-strength aluminum alloy (7075-T6) is used throughout to withstand harsh manufacturing and testing environments. A durable anodized finish protects the exterior from corrosion while elastomeric O-ring seals protect the strain gages and wiring. Internal potting of the strain gages further insures long life and consistent, reliable performance.



Units: Capacity:

Dimensions(WxLxH)	152 x 152 x 84.07 mm	IP Rating	IP60
Weight	5.91 Kg.	Sensing elements	Strain gage bridge
Channels	Fx, Fy, Fz, Mx, My, Mz	Amplifier	Required
Body Material	Aluminum	Analog outputs	6 Channels
Temperature range	-17.78 to 51.67°C	Digital outputs	None
Excitation	10V maximum	Crosstalk	< 2% on all channels
Fx, Fy, Fz hysteresis	± 0.2% full scale output	Fx, Fy, Fz non-linearity	± 0.2% full scale output

Channel	Fx	Fy	Fz	Units	Mx	My	Mz	Units
Capacity	4448	4448	8896	N	678	678	339	N-m
Sensitivity	0.337	0.337	0.0854	µv/v-N	3.1	3.1	6.64	µv/v-N-m
Natural frequency	800	800	875	Hz	-	-	-	Hz
Stiffness (X 105)	421	421	2805	N/m	-	-	-	N-m/rad

Resolution [To determine the resolution of your system, please use our Output Calculator.](#)

Published specifications subject to change without notice.

Last modified:2016-08-23

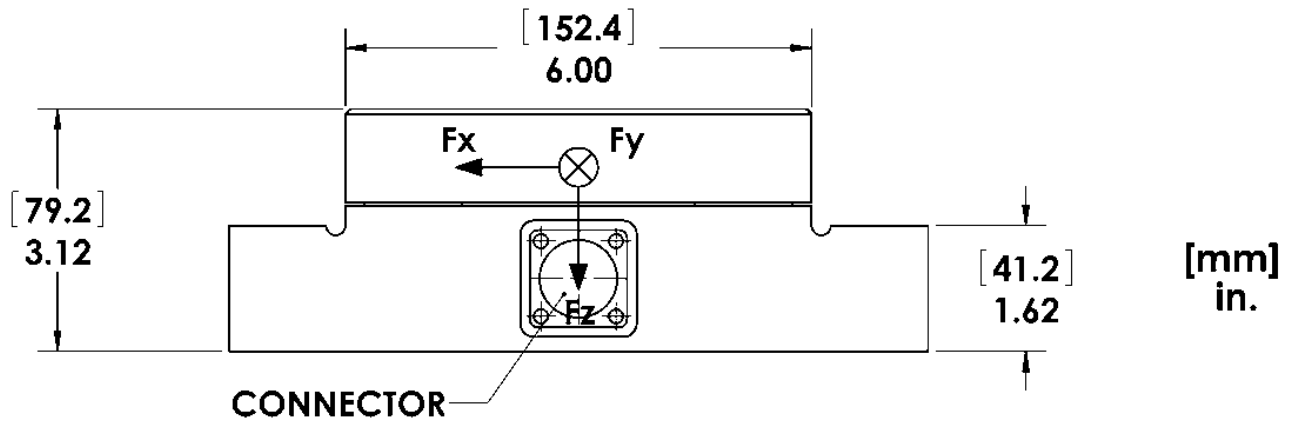
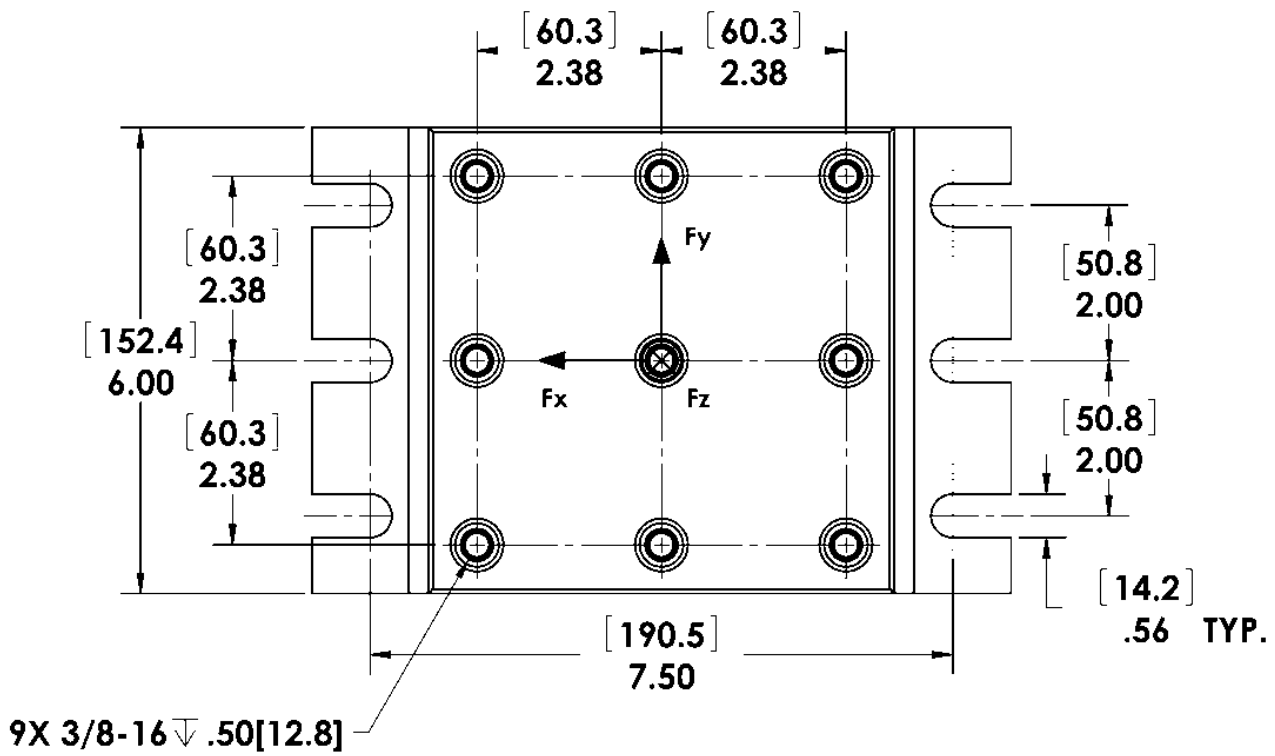
TECHNICAL DRAWINGS

Footprint Drawing (click on image to enlarge)

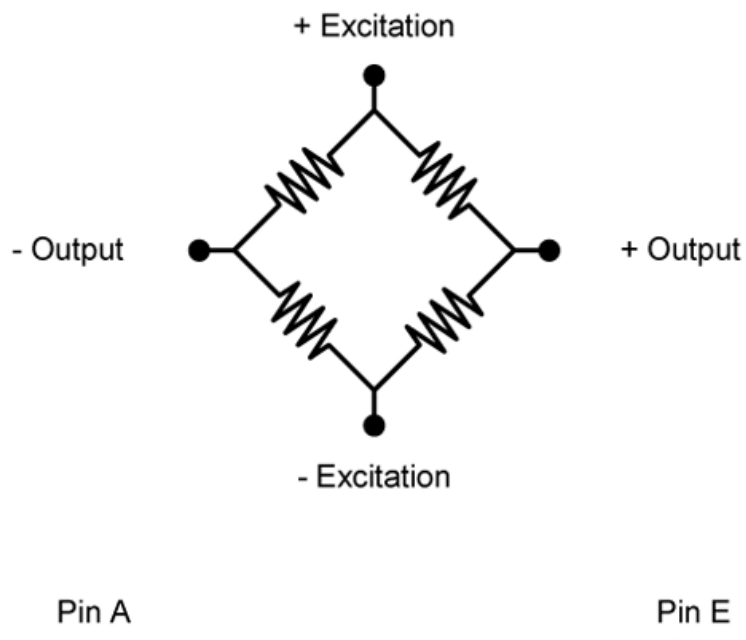
Electrical Drawing (click on image to enlarge)

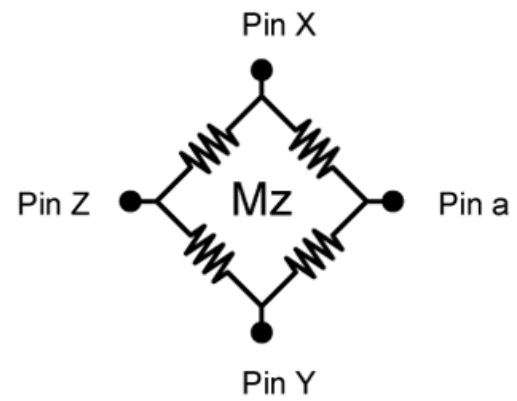
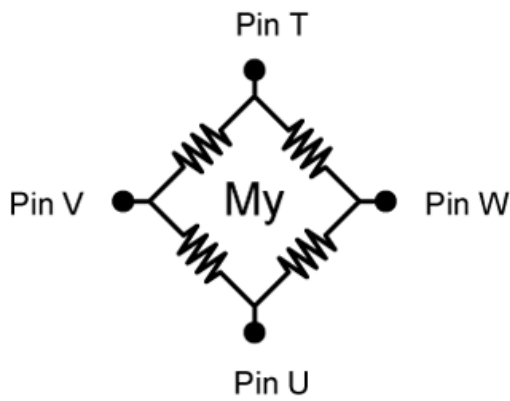
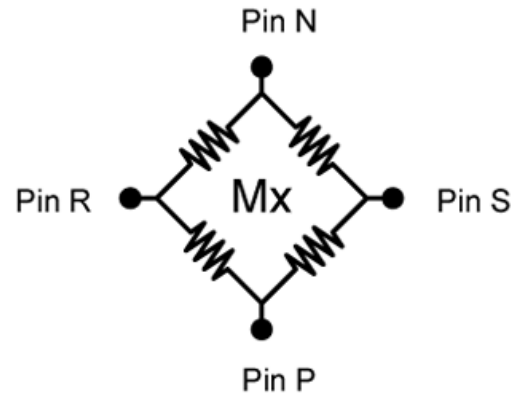
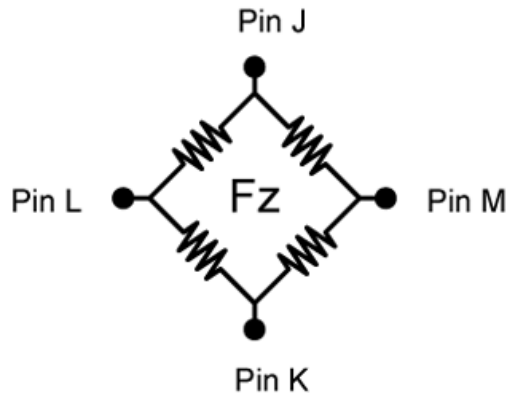
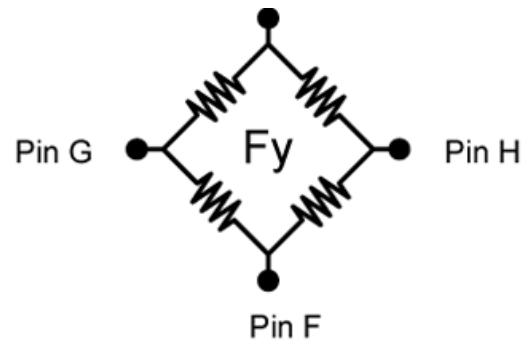
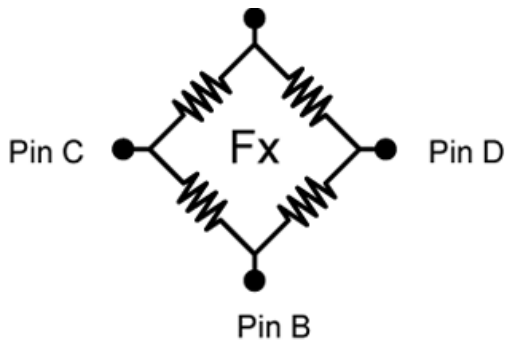
TECHNICAL DRAWING

Footprint Drawing



Electrical Drawing





Bridge $F_z = 350$ ohms
 Bridges F_x ; F_y ; M_x ; M_y ; $M_z = 700$ ohms
Connector Type:
 Souriau 851-02E16-26P50-44